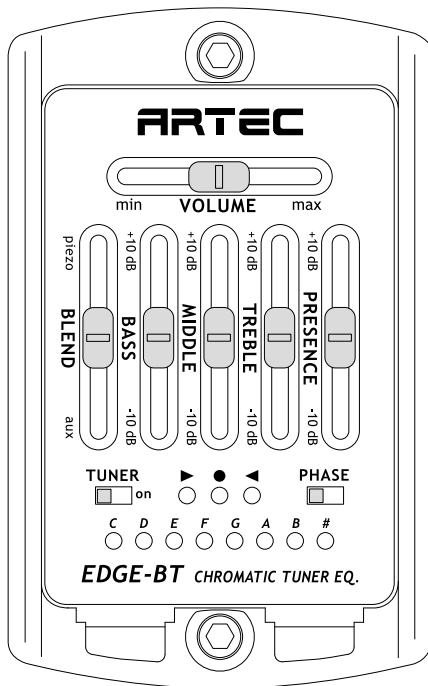


EDGE-BT-(MC / MG)

ONBOARD BLENDER with microphone or Soundhole Magnetic pickup option

ARTEC
<http://artecsound.com>



FEATURES

4 Band EQ.

- PRESENCE : Very high range
- TREBLE : High range
- MIDDLE : Mid range
- BASS : Low range

VOLUME : Master output level

BLEND : Mix ratio between piezo and aux

PHASE : Phase reverse switch to reduce feedback

TUNER : Power switch of built-in chromatic tuner.

**** Tuner can work without plugging into output jack.**

NOTICE

** Using microphone with loud amplifier is not recommendable. Microphone blending function make very natural tone in case of recording or small sound condition only.*

SPECIFICATION

BATTERY :

9V Battery (6F22 or equivalent)

VOLTAGE RANGE :

Min 7V to Max 12V

INPUT IMPEDANCE :

1Mohm

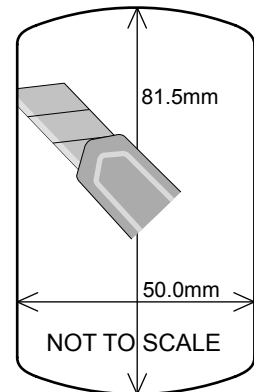
OUTPUT IMPEDANCE :

1Kohm

Power is OFF when unplugging output jack.

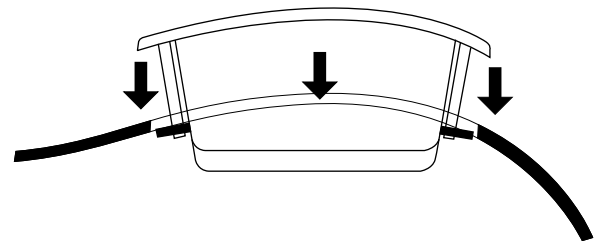
INSTALLATION

1. Find the location having the same curve as EDGE EQ on the side of guitar

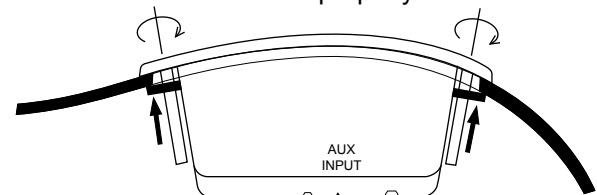


2. Cut out the hole with template

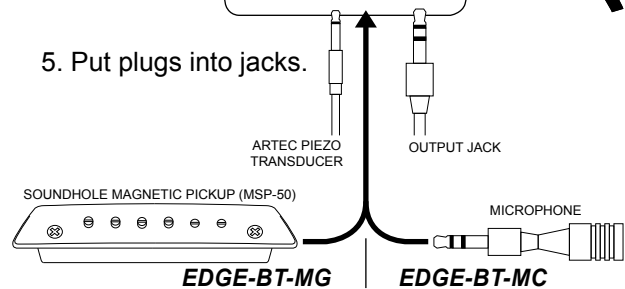
3. Insert EDGE EQ into hole of guitar. (Two clamps must be fully unfastened)



4. Fasten two hex screws properly.



5. Put plugs into jacks.



6. Open top cover and insert 9V battery.

